



# Fitting Instructions for Expanded PTFE Gasket Sealing Tape

## Correct Removal of the Protective Strip


- ◆ Fold the expanded PTFE tape with your fingers to separate the protective strip (yellow or white) from the adhesive strip (clear).
- ◆ Once separated, with your fingers, hold the end of the expanded PTFE tape with the adhesive strip tape, and continue to pull the protective strip (as shown). This will easily detach from the adhesive strip. Install as required.



## Incorrect Removal of the Protective Strip



- ◆ By removing the protective strip, without adopting the correct procedure as described above, the adhesive strip shall remove from the expanded PTFE tape, thus causing difficulty during installation.



For more information about our ePTFE Sealing Tape, please visit [adtech.co.uk](https://adtech.co.uk)

For technical assistance, contact our customer service team:

+44 (0)1285 762000 - [sales@adtech.co.uk](mailto:sales@adtech.co.uk)